


EDWARD JOHNSON

It's all in the detail



Rippled Sycamore



Crown Ash



Rippled Ash



Straight Ash



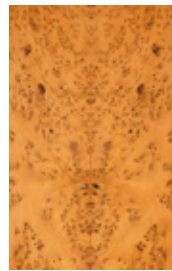
Eucalyptus




Anegre



Burr Poplar



Burr Yew



Pippy Yew



Plane



Burr Plane



Quilted Maple



Figured Maple



Burr Ash



Straight Olive Ash



Crown Olive Ash



Burr Olive Ash




European Cherry



Pear




European Elm



Pippy Elm



Burr Elm



Aspen



Silky Oak




Quarter Oak




Burr Oak



Straight Oak



American Walnut




European Walnut



Burr Walnut



Burr Light Walnut



FSC Santos Rosewood



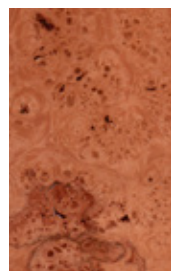
Fumed Eucalyptus



Bird's-eye Maple



Crown Maple



Burr Maple



Chestnut



Tiger Oak



Tiger Oak




Brown Oak



Burr Brown Oak




Fumed Oak




Bog Oak



Stained Grey Oak



Stained Ash
Mid Brown



Stained Ash
Pink / Red



Stained Ash
Light Pink / Red




Stained Ash
Blue




Stained Ash
Deep Blue




Stained Ash
Grey



Stained Ash
Green



Stained Ash
White / Cream



Stained Ash
Dark Grey



Stained Ash
Light Brown



Stained Ash
Deep Pink / Red